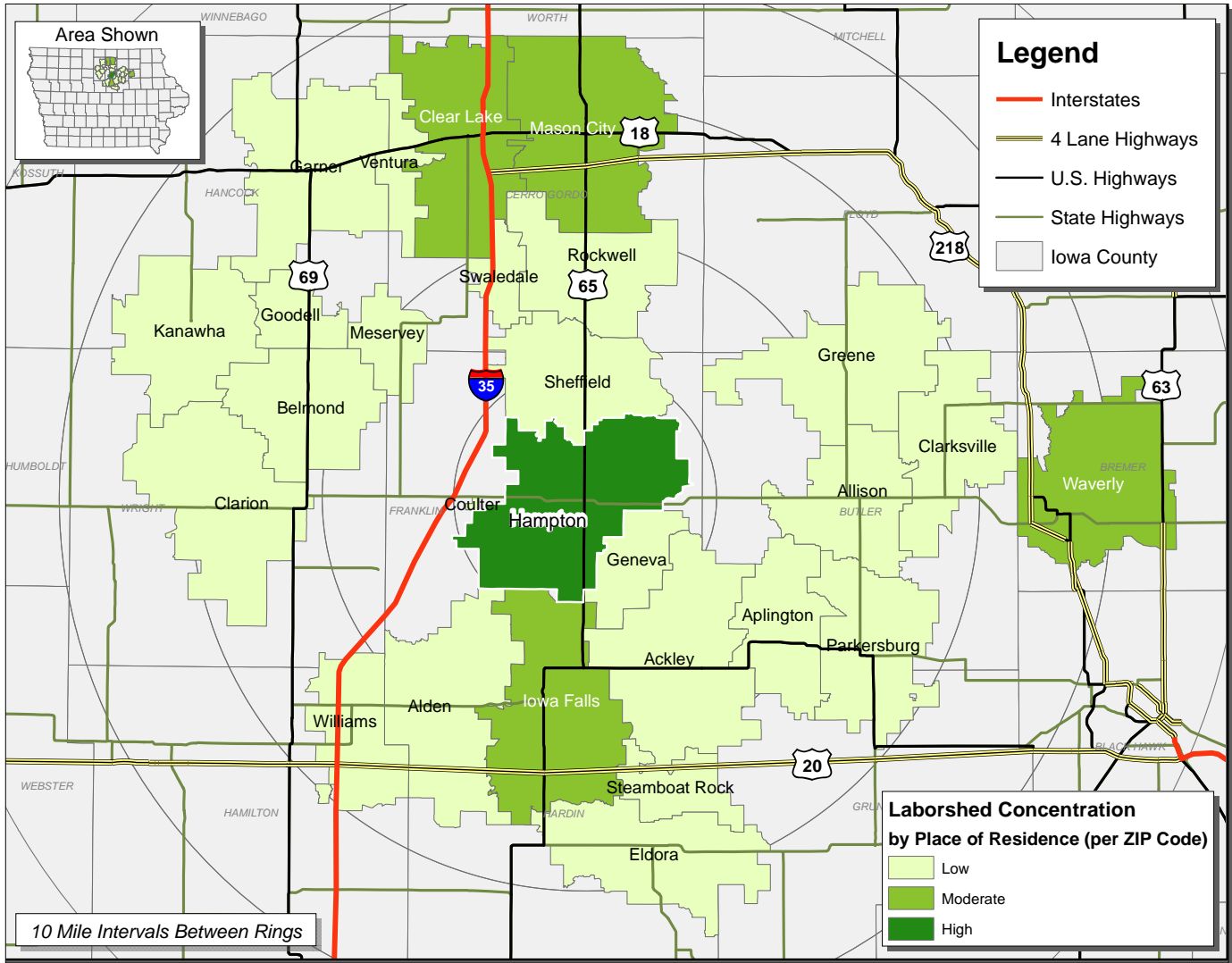




FOOD PROCESSING

FRANKLIN COUNTY, IOWA LABORSHED AREA

Concentration of those with transferable experience/skills by place of residence



Workers who have transferable experience/skills in the industry are currently commuting an average of 13 miles one way for work. Those who are willing to change/accept employment are willing to commute an average of 22 miles one way for the right employment opportunity.

For More Information Regarding the Franklin County Laborshed, contact:

Franklin County Development Association

Karen L. Mitchell, Director
5 1st St. S.W.

Hampton, Iowa 50441
Phone: 641-456-5668

Fax: 641-456-5660

Email: fcda_director@mchsi.com

www.franklincountyiowa.com

LABOR CHARACTERISTICS

FOOD PROCESSING

Estimated Potential Available Labor Per Occupational Category:

Business Operations:

- Managers - 832
- Accountants & Auditors - 145
- Bookkeeping Clerks - 974
- Office Clerks, General - 423
- Office & Administrative Support Workers, All Other - 420
- Production & Planning Clerks - 136
- Sales Reps - 283
- Secretaries - 1,256
- Stock Clerks - 285

Production:

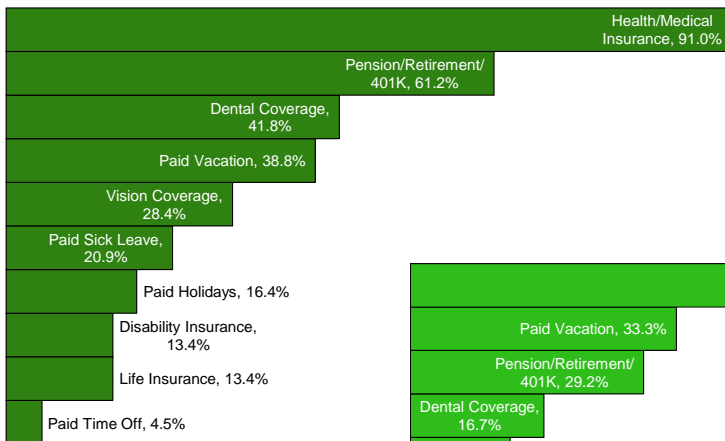
- Managers - 423
- Supervisors - 1,114
- Dietetic Techs - 281
- Dietitians & Nutritionists - 143
- Environmental Science & Protection Techs - 138
- Environmental Scientists & Specialists, Including Health - 142
- Farmworkers & Laborers - 136
- Graders & Sorters, Agricultural Products - 144
- Inspectors - 278
- Installation, Maintenance & Repair Workers, All Other - 549
- Licensed Practical & Vocational Nurses - 279
- Mechanical Engineers - 135
- Production Workers, All Other - 1,383
- Registered Nurses - 2,785

Material Movers:

- Managers - 140
- Supervisors - 550
- Heavy Truck Drivers - 1,524
- Laborers & Material Movers, Hand - 277
- Light Truck Drivers - 286
- Packers & Packagers, Hand - 282

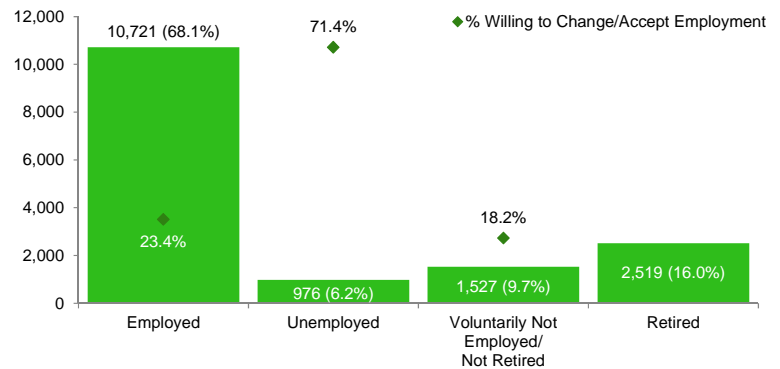
An estimated total of **15,743** people in the Laborshed area

Current Benefits:



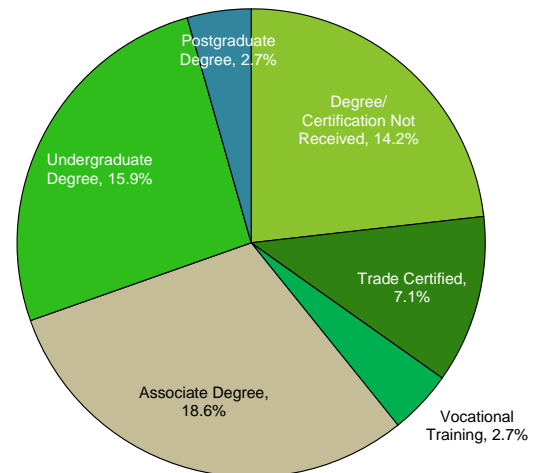
Information compiled by Iowa Workforce Development using Laborshed data released 2014.

Estimated Total by Employment Status (percentage):



Educational Level:

(61.2% Have an education beyond high school)



Workplace Flexibility:

(by percent of interest)

- Cross-training - 76.0%
- Job teams - 72.0%
- Job sharing - 48.0%
- Varied shifts - 32.0%
- Temporary work - 60.0%
- Seasonal work - 42.3%

Additional Facts:

- 71.9% paid an hourly wage
- 67.3% are/were employed full-time
- 15.9% are/were employed part-time
- 9.7% are/were self-employed
- 9.1% hold two or more jobs
- Currently working an average of 45 hours/week

Underemployment (estimated):

Total Underemployment - 5.3% (177)

- Low hours - 0.0%
- Mismatch of skills - 3.5% (117)
- Low income - 1.8% (60)

IWD only counts individuals once when estimating Total Underemployment.

Top Advertising Media:

(for those seeking employment opportunities by use)

- Internet - 67.7%
 - www.iowajobs.org
 - www.monster.com
- Local/Regional Newspapers - 59.4%
 - Globe Gazette - Mason City
 - Hampton Chronicle
 - The Des Moines Register
 - Times Citizen - Iowa Falls
- IowaWORKS Centers - 22.9%
- Networking through friends, family or acquaintances - 16.7%

LABOR CHARACTERISTICS

FOOD PROCESSING

| Occupation | Occupational Code | Mean Wage | Entry Wage | Experienced Wage | Median Wage |
|---|-------------------|-----------|------------|------------------|-------------|
| Agricultural and Food Science Technicians | 19-4011 | \$ 14.75 | \$ 10.41 | \$ 16.93 | \$ 14.54 |
| Agricultural Equipment Operators | 45-2091 | \$ 14.06 | \$ 10.96 | \$ 15.61 | \$ 14.38 |
| Agricultural Inspectors | 45-2011 | \$ 25.78 | \$ 20.82 | \$ 28.27 | \$ 26.15 |
| Bakers | 51-3011 | \$ 12.06 | \$ 9.30 | \$ 13.44 | \$ 11.97 |
| Bookkeeping, Accounting, and Auditing Clerks | 43-3031 | \$ 14.54 | \$ 10.42 | \$ 16.60 | \$ 14.07 |
| Butchers and Meat Cutters | 51-3021 | \$ 11.39 | \$ 8.11 | \$ 13.03 | \$ 10.64 |
| Cutting and Slicing Machine Setters, Operators, and Tenders | 51-9032 | \$ 13.71 | \$ 8.20 | \$ 16.46 | \$ 14.77 |
| Dietitians and Nutritionists | 29-1031 | \$ 26.06 | \$ 19.91 | \$ 29.14 | \$ 25.49 |
| Executive Secretaries and Executive Administrative Assistants | 43-6011 | \$ 17.77 | \$ 11.33 | \$ 20.99 | \$ 16.87 |
| Farmworkers, Farm, Ranch, and Aquacultural Animals | 45-2093 | \$ 10.81 | \$ 8.81 | \$ 11.81 | \$ 10.43 |
| First-Line Supervisors of Helpers, Laborers, and Material Movers, Hand | 53-1021 | \$ 23.63 | \$ 15.82 | \$ 27.53 | \$ 22.06 |
| First-Line Supervisors of Mechanics, Installers, and Repairers | 49-1011 | \$ 26.48 | \$ 19.48 | \$ 29.99 | \$ 23.16 |
| First-Line Supervisors of Production and Operating Workers | 51-1011 | \$ 22.99 | \$ 15.85 | \$ 26.56 | \$ 21.37 |
| First-Line Supervisors of Transportation and Material-Moving Machines | 53-1031 | \$ 23.41 | \$ 13.14 | \$ 28.55 | \$ 20.72 |
| Food and Tobacco Roasting, Baking, and Drying Machine Operators and Tenders | 51-3091 | \$ 17.79 | \$ 13.55 | \$ 19.91 | \$ 18.84 |
| General and Operations Managers | 11-1021 | \$ 39.33 | \$ 17.57 | \$ 50.21 | \$ 33.87 |
| Heavy and Tractor-Trailer Truck Drivers | 53-3032 | \$ 18.81 | \$ 12.62 | \$ 21.91 | \$ 18.14 |
| Helpers--Installation, Maintenance, and Repair Workers | 49-9098 | \$ 14.30 | \$ 9.27 | \$ 16.81 | \$ 13.00 |
| Helpers--Production Workers | 51-9198 | \$ 13.22 | \$ 10.08 | \$ 14.79 | \$ 12.63 |
| Industrial Engineering Technicians | 17-3026 | \$ 21.96 | \$ 17.02 | \$ 24.43 | \$ 22.63 |
| Industrial Engineers | 17-2112 | \$ 32.19 | \$ 25.72 | \$ 35.42 | \$ 30.44 |
| Industrial Machinery Mechanics | 49-9041 | \$ 17.36 | \$ 12.87 | \$ 19.60 | \$ 17.81 |
| Industrial Production Managers | 11-3051 | \$ 36.95 | \$ 22.99 | \$ 43.93 | \$ 36.52 |
| Industrial Truck and Tractor Operators | 53-7051 | \$ 14.73 | \$ 11.02 | \$ 16.58 | \$ 14.28 |
| Inspectors, Testers, Sorters, Samplers, and Weighers | 51-9061 | \$ 14.14 | \$ 10.28 | \$ 16.07 | \$ 11.63 |
| Installation, Maintenance, and Repair Workers, All Other | 49-9099 | \$ 18.92 | \$ 13.18 | \$ 21.79 | \$ 17.32 |
| Laborers and Freight, Stock, and Material Movers, Hand | 53-7062 | \$ 12.04 | \$ 8.61 | \$ 13.75 | \$ 11.83 |
| Licensed Practical and Licensed Vocational Nurses | 29-2061 | \$ 17.43 | \$ 15.49 | \$ 18.40 | \$ 17.10 |
| Light Truck or Delivery Services Drivers | 53-3033 | \$ 13.43 | \$ 8.45 | \$ 15.92 | \$ 10.82 |
| Machinists | 51-4041 | \$ 18.12 | \$ 13.73 | \$ 20.32 | \$ 18.97 |
| Maintenance and Repair Workers, General | 49-9071 | \$ 17.29 | \$ 13.25 | \$ 19.31 | \$ 17.29 |
| Maintenance Workers, Machinery | 49-9043 | \$ 21.71 | \$ 15.80 | \$ 24.66 | \$ 23.26 |
| Mechanical Engineers | 17-2141 | \$ 30.56 | \$ 21.73 | \$ 34.97 | \$ 27.84 |
| Medical and Clinical Laboratory Technicians | 29-2012 | \$ 20.21 | \$ 15.69 | \$ 22.47 | \$ 19.72 |
| Medical and Clinical Laboratory Technologists | 29-2011 | \$ 28.32 | \$ 23.80 | \$ 30.57 | \$ 28.40 |
| Mixing and Blending Machine Setters, Operators, and Tenders | 51-9023 | \$ 16.60 | \$ 13.32 | \$ 18.24 | \$ 15.90 |
| Office and Administrative Support Workers, All Other | 43-9199 | \$ 24.79 | \$ 19.14 | \$ 27.62 | \$ 23.69 |
| Office Clerks, General | 43-9061 | \$ 12.52 | \$ 8.93 | \$ 14.31 | \$ 12.36 |
| Packaging and Filling Machine Operators and Tenders | 51-9111 | \$ 14.51 | \$ 9.78 | \$ 16.87 | \$ 14.00 |
| Packers and Packagers, Hand | 53-7064 | \$ 12.09 | \$ 9.72 | \$ 13.27 | \$ 11.75 |
| Production, Planning, and Expediting Clerks | 43-5061 | \$ 19.13 | \$ 13.72 | \$ 21.84 | \$ 18.28 |
| Registered Nurses | 29-1141 | \$ 24.85 | \$ 18.46 | \$ 28.05 | \$ 24.35 |
| Sales Representatives, Services, All Other | 41-3099 | \$ 13.11 | \$ 8.58 | \$ 15.37 | \$ 10.68 |
| Secretaries and Administrative Assistants, Except Legal, Medical, | 43-6014 | \$ 13.42 | \$ 9.47 | \$ 15.40 | \$ 12.84 |
| Separating, Filtering, Clarifying, Precipitating, and Still Machine Setters, Operators, and Tenders | 51-9012 | \$ 16.26 | \$ 10.30 | \$ 19.23 | \$ 19.00 |
| Shipping, Receiving, and Traffic Clerks | 43-5071 | \$ 13.86 | \$ 9.34 | \$ 16.12 | \$ 13.01 |
| Soil and Plant Scientists | 19-1013 | \$ 31.63 | \$ 23.43 | \$ 35.72 | \$ 31.64 |
| Stock Clerks and Order Fillers | 43-5081 | \$ 10.73 | \$ 8.17 | \$ 12.01 | \$ 9.56 |
| Transportation, Storage, and Distribution Managers | 11-3071 | \$ 31.77 | \$ 19.25 | \$ 38.03 | \$ 29.46 |
| Water and Wastewater Treatment Plant and System Operators | 51-8031 | \$ 18.24 | \$ 14.27 | \$ 20.23 | \$ 18.73 |
| Weighers, Measurers, Checkers, and Samplers, Recordkeeping | 43-5111 | \$ 13.62 | \$ 10.13 | \$ 15.36 | \$ 13.03 |

The 2013 Iowa Wage data for Franklin County Laborshed area was produced by the Labor Force & Occupational Analysis Bureau to provide communities local information on wages by occupation. The source of the wage and employment data is based on the May 2012 OES estimates. Additional occupational wage and employment data can be found at <http://iwin.iwd.state.ia.us/iowa/OlmisZine>.